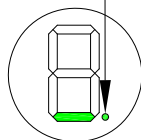


# Using the Magnet to Set the Timer & Operate or Test the Modular "Minutes On" Timer

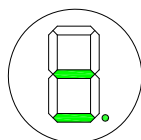
**NOTE: Ignition/Power must be on and small LED flashing twice, 1 sec off indicating power to pump and that it's a "Minutes On" Timer. If LED does NOT flash, confirm power and polarity are correct**



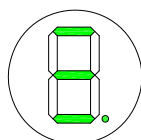
**Single Test Cycle** - place magnet on Lubecore logo. When bottom horizontal bar lights up, remove magnet to initiate single cycle. Pump will run for programmed period of "**Minutes On Time**".



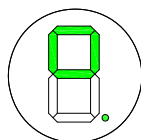
**Continuous Cycle** - place magnet on Lubecore logo. When bottom 2 horizontal bars light up, remove magnet to initiate continuous running of pump. Turn off power or put magnet back to stop pump.



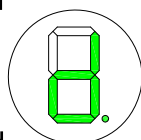
**"On" Time Programming** - place magnet on Lubecore logo. Remove when all 3 horizontal bars light up. You can now program "ON" times. Quickly replace and remove magnet till chosen parameter is shown - 1 through 5.



**"Off" Time Programming** - place magnet on Lubecore logo. Remove when top 4 bars light up. You can now program "OFF" times. Quickly replace and remove magnet till chosen parameter is shown - 1 through 5.



**"Duty Mode" Programming** - place magnet on Lubecore logo. Remove when "d" is on display. You can now program "Duty - On or Off". Quickly replace and remove magnet till chosen parameter is shown - 1 is "Normal" function and 2 is "50/50 Cycle". (6 sec on, 6 sec off)



T2 - "On Time" - 'Minutes'				
2	4	6	8	10
<input type="checkbox"/>	<input type="checkbox"/>	<input type="checkbox"/>	<input type="checkbox"/>	<input type="checkbox"/>

T1 - "Off Time" - 'Minutes'				
15	30	60	120	240
<input type="checkbox"/>	<input type="checkbox"/>	<input type="checkbox"/>	<input type="checkbox"/>	<input type="checkbox"/>



# lubecore™

## Automated Lubrication System - Operator Card

### CHECK FOR EVIDENCE OF FRESH GREASE AT THE GREASE POINT

- Check grease level - make sure it is above minimum level
- Check all grease points for evidence of fresh grease
- All points should look like you just greased it by hand (grease should look shiny)
- Inspect for damaged or worn grease lines and fittings
- Check for LED flashing when ignition is on

