



KORILLA HOSE

The Korilla Hose is a very tough flexible high pressure hose that is successfully used with Lubecore hose inserts and stainless steel crimp style clamps in the installation of automated lubrication systems. Korilla Hose is especially beneficial in areas where there is a lot of movement of the lubrication points or where hoses are exposed to such things as rocks being thrown up from the road.

Typical Applications of Korilla Hose

A typical application is where a normal polyamide nylon tubing is not holding up or is causing a large amount of maintenance to repair or replace the lubrication system hoses. The Korilla hose / Lubecore hose insert combination saves time and money during the original installation of the lubrication system. It also allows a mechanic to make a quick and clean in the field repair to a lubrication system hose and does not require special tools or crimping equipment to do so.


Trailers and Tractors travelling on “hard pack” or gravel roads.



Refuse Equipment



Street Sweepers



Working with Korilla Hose

Flexible




The Korilla hose is very flexible which makes it easy to run lines where needed.

Easy to Cut



The Korilla hose can be cut with a knife, pruning scissors or Synflex cutters

Easy to Insert Fitting



The barbed inserts are inserted either by hand or using a Lubecore Insertion tool depending on which insert is being used

Easy to Crimp



The stainless steel crimp style clamps can be crimped with standard tools.

KORILLA HOSE



The Korilla hose / Lubecore hose insert combination saves time and money during the original installation of the lubrication system. It also allows a mechanic to make a quick and clean in the field repair to a lubrication system hose and does not require special tools or crimping equipment to do so.

Korilla Lining	
Burst Pressure	12264 PSI (840 Bar)
Inside Diameter	5/32" (4 mm)
Outside Diameter	11/32" (8.6 mm)
Material Inner Tube	Polyamide 6
Material Casing	Thermoplastic polyurethane Micro stabilized
Material	Inner tube and casing are glued together
Temperature Range	-30° C to 80° C (-22° F to 176° F)
Bending Radius at 20° C (68° F)	3/4"
Colour of Inner Tube	Natural
Colour of Glue	Transparent Green
Colour of Casing	Black

Table 1: Overview of technical specifications of Korilla Lining

Lubecore has developed barbed inserts for the Korilla hose that are available in 5 mm and 6 mm and supplies the corresponding fittings. Please see Table 2 on following page for a list of corresponding fittings.



KORILLA HOSE

Table 2: Overview of parts for use with Korilla Lining

Part #	Description	Picture
30.250	Hose Hydraulic 12000 psi High Pressure 8.6 OD X 4 ID FILLED	
20.232	Clamp S.S. 9.5mm (One Clip) for 8.4 OD x 4 ID Hose	
20.236	Stud Straight 5mm for 8.4 OD to 4 ID Hose	
20.223	Stud Straight 6mm Steel with claw for 8.4ODX 4ID Hose	
20.224	Stud 45 6mm Steel with claw for 8.4OD x 4ID Hose	
20.225	Stud 90 6mm Steel with claw for 8.4OD X 4 ID Hose	
20.237	Splicer for 8.6mm OD X 4mm ID High Pressure Hose	
20.215	Re-usable For 8.4OD X 4ID X 6(M) Sleeve-Steel (with 20.216)	
20.199	Stud Straight 5mm for 8.4OD X 4 ID Hose (with 20.215)	
20.216	Stud Straight 6mm Short For 8.4OD X 4ID X - Steel(20.215)	
20.217	Elbow 45 degree reusable Stud with Groove for 8.4OD x 4ID Hose	



KORILLA HOSE


20.198	Elbow 90 degree reusable Stud with Groove for 8.4OD X 4ID Hose	
--------	--	---

Table 2 Continued: Overview of parts for use with Korilla Lining

Part #	Description	Picture
30.204	Hose Hydraulic 12000 psi High Pressure 11.3 OD X 6.3 ID UNFILLED	
20.233	Clamp S.S.11.9mm (Two Clip) for 11.6OD x 6.3 ID Hose	
20.227	Stud Straight 8mm Steel for 11.6 X 6.3 Hose	
20.238	Splicer for 11.3 mm OD X 6.3mm ID High Pressure Hose	
20.228	Reusable Sleeve (for 8mm Stud 20.229)Steel	
20.229	Stud 8mm (for reusable sleeve 20.228)Steel	
71.032	Insertion Tool - 4mm ID Hose	
71.033	Anvil Cutters – Wolf Garten	
70.114	Hand Crimp Tool for SS Step Clamps	

Korilla Hose with Crimped Stud

Korilla Hose with Re-useable Stud



lubecore™ NEXT GENERATION
PROTECTION SOLUTIONS

KORILLA HOSE



Korilla Parts Box

To make it easy to install and service the Korilla lining, we have put together parts box with the most common fittings needed. Please see attached some pictures as well as a diagram of what is located where in the parts box.

Pictured below are the contents of the 70.118 Insertion Tool Box. A diagram of the box with the corresponding part numbers is on the following page.





lubecore™ NEXT GENERATION
PROTECTION SOLUTIONS

KORILLA HOSE



Korilla Parts Box Layout



KORILLA HOSE

<p>20.223 6mm Straight Claw Stud 30 units</p>	<p>20.224 6mm 45° Claw Elbow 20 units</p>	<p>20.225 6mm 90° Claw Elbow 20 units</p>	<p>20.214 6mm x 6mm Push-In Union 10 units</p>
<p>20.001 1/4" -28(M)UNF x 1/8"(F)BSPT - 21 Lg. Cube Connector 20 units</p>	<p>20.003 1/8" -(M)NPT x 1/8"(F)BSPT - 25.5 Lg. Cube Connector 20 units</p>	<p>20.232 9.5mm Clamp 100 units</p>	<p>20.218 6mm x 1/8"(M)BSPT Push-In Swivel 90° Elbow 10 units</p>
<p>20.002 1/4" -28(M)UNF x 1/8"(F)BSPT - 33 Lg. Cube Connector 20 units</p>	<p>20.004 1/8" -(M)NPT x 1/8"(F)BSPT - 38.3 Lg. Cube Connector 20 units</p>	<p>20.203 6mm Push-In Check Valve 10 units</p>	<p>20.200 6mm x 1/8"(M)BSPT Push-In 90° Elbow 20 units</p>
<p>20.006 1/4" - 28(M)UNF x 1/8"(F)BSPP Straight Connector 20 units</p>	<p>20.005 1/8" - (M)NPT x 1/8"(F)BSPT -51 Lg. Cube Connector 8 units</p>	<p>20.204 6mm Compression Check Valve 10 units</p>	<p>20.201 6mm x 1/8"(M)BSPT Push-In Straight 20 units</p>
<p>70.114 Hand Crimp Tool</p> <p>70.032 Insertion Tool</p> <p>71.008 Anvil Cutters</p>	<p>20.234 6mm Compression Nut 10 units</p> <p>20.235 6mm Compression Olive 30 units</p>	<p>20.205 M10 Progressive Distributor Blanking Plug 10 units</p> <p>20.237 6mm Claw Splicer 10 units</p>	<p>20.207 6mm x 1/8"(M)BSPT 90° Compression Elbow 20 units</p> <p>20.208 6mm x 1/8"(M)BSPT Compression Straight 30 units</p>